



YESION[®]

SHANGHAI YESION INDUSTRIAL CO., LTD.



WATER TRANSFER PAPER CATALOG

table of contents

- P3** | ABOUT US
- P4** | INKJET WATERSLIDE DECAL PAPER
- P6** | LASER WATERSLIDE DECAL PAPER
- P8** | FILM FREE LASER WATERSLIDE DECAL PAPER
- P11** | INKJET PRINTABLE TATTOO PAPER
- P12** | INKJET PRINTABLE GOLD TATTOO PAPER
- P13** | INKJET PRINTABLE SILVER TATTOO PAPER
- P14** | INKJET PRINTABLE GLOW IN DARK TATTOO PAPER
- P15** | INKJET PRINTABLE WHITE TATTOO PAPER
- P17** | LASER PRINTABLE TATTOO PAPER
- P18** | LASER PRINTABLE GOLD TATTOO PAPER
- P19** | LASER PRINTABLE SILVER TATTOO PAPER
- P20** | LASER PRINTABLE GLOW IN DARK TATTOO PAPER
- P21** | LASER PRINTABLE WHITE TATTOO PAPER

ABOUT US



Shanghai Yesion Industrial Co., Ltd. is an experienced manufacturer of digital transfer paper established in 2008. The factory area is 15,000 square meters and the daily production capacity is 50,000 to 60,000 square meters.

Our company produces a wide assortment of products, including Inkjet Water Slide Transfer Paper, Laser Water Slide Transfer Paper, Laser Film Free Water Slide Transfer Paper, Non Varnish Inkjet Water Slide Transfer Paper, Printable Inkjet Tattoo Paper, Printable Laser Tattoo Paper and other Transfer Consumable Supplies. With Persistent innovation and improvement, the company has been launching updated version of water transfer paper with a number of patents, and striving for innovative technological breakthroughs among international counterparts.

WHY CHOOSE US



- 1 More than 15 years manufacturer values long term cooperation
- 2 Strong updated development ability with more than 10 patents
- 3 Pretty competitive price
- 4 Excellent quality
- 5 Timely delivery
- 6 Thoughtful service
- 7 Export more than 60 overseas countries

Scan and View Video



INKJET WATERSLIDE DECAL PAPER



Type : clear/white

Size : A4/A3/8.5"X11"/11"X17"

Transfer type : water transfer

Suitable printer : inkjet printer

FEATURES

1. Easy to apply
2. Versatility in application
3. Easy customization and personalization of items
4. Vibrant designs

APPLICATION

Water transfer paper can be used on a variety of surfaces, including ceramics, glass, plastics, and metals.



PROCESS



1

Print with an Inkjet printer.
Let it dry for a few minutes


Seal the decals with clear acrylic spray.
Wait it dry completely

2



3

Cut the decals out.



4

Submerge in water until the
decals are able to slide off.



5

Apply the decal to the substrate
and gently slide off the backing



6

Remove air bubbles and water



7

Let it dry in nature or bake it in an oven



LASER WATERSLIDE DECAL PAPER



Type : clear/white

Size : A4/A3/8.5"X11"/11"X17"

Transfer type : water transfer

Suitable printer : laser printer

FEATURES

1. Easy to apply
2. Versatility in application
3. Easy customization and personalization of items
4. Vibrant designs

APPLICATION

Water transfer paper can be used on a variety of surfaces, including ceramics, glass, plastics, and metals.



PROCESS



1

Print with an laser printer.
Let it dry for a few minutes

Cut the decals out.

2



3

Submerge in water until the
decal is able to slide off.

Apply the decal to the substrate and
gently slide off the backing

4



5

Remove air bubbles and water



Let it dry in nature or with a hair dryer

6



FILM FREE LASER WATERSLIDE DECAL PAPER

Type:laser

Size:A4/A3/8.5"X11"/11"X17"

Transfer type: water transfer

Suitable printer: laser printer



FEATURES

1. Easy to apply
2. Versatility in application
3. Easy customization and personalization of items
4. Vibrant designs
5. Leaves no visible background on unprinted areas

APPLICATION

Water transfer paper can be used on a variety of surfaces, including ceramics, glass, plastics, and metals.



PROCESS



1

Print with an laser printer.
Let it dry for a few minutes

Cut the decals out.

2



3

Submerge in water until the
decal is able to slide off.

Apply the decal to the substrate and
gently slide off the backing

4




5

Remove air bubbles and water



Let it dry in nature or bake it in an oven

6



A close-up photograph of a person's arm and hand, showcasing several temporary tattoos. The tattoos include a small floral design on the hand, a large intricate floral pattern on the forearm, and a wide, multi-colored geometric band on the wrist. The person is also wearing a gold necklace with large, ornate pendants. The image is overlaid with a semi-transparent orange filter.

PRINTABLE TATTOO PAPER

INKJET PRINTABLE TATTOO PAPER



Size: A4 /A3/8.5"X11"/11"X17"

Packing:50 Sets/bag

(50 sheets A printable paper + 50 sheets B adhesive film)

Transfer type: water transfer

Suitable printer: inkjet printer

FEATURES

1. Skin-Friendly
2. Temporary and removable
3. Safe and painless
4. Variety of designs
5. Easy to apply

APPLICATION



INKJET PRINTABLE GOLD TATTOO PAPER



Size: A4 /A3/8.5"X11"/11"X17"

Packing: 50 Sets/bag

(50 sheets A printable paper + 50 sheets B adhesive film)

Transfer type: water transfer

Suitable printer: inkjet printer

/// APPLICATION



FEATURES

1. Skin-Friendly
2. Temporary and removable
3. Safe and painless
4. Variety of designs
5. Metallic shine
6. Easy to apply

INKJET PRINTABLE TATTOO PAPER



Size: A4 /A3/8.5"X11"/11"X17"

Packing:50 Sets/bag

(50 sheets A printable paper + 50 sheets B adhesive film)


Transfer type: water transfer

Suitable printer: inkjet printer


FEATURES

1. Skin-Friendly
2. Temporary and removable
3. Safe and painless
4. Variety of designs
5. Metallic shine
6. Easy to apply

APPLICATION



INKJET PRINTABLE GOLD TATTOO PAPER



Size: A4 /A3/8.5"X11"/11"X17"

Packing:50 Sets/bag

(50 sheets A printable paper + 50 sheets B adhesive film)

Transfer type: water transfer

Suitable printer: inkjet printer

/// APPLICATION



FEATURES

1. Skin-Friendly
2. Temporary and removable
3. Safe and painless
4. Variety of designs
5. Glow in dark
6. Easy to apply

INKJET PRINTABLE TATTOO PAPER

Size: A4 /A3/8.5"X11"/11"X17"

Packing:50 Sets/bag

(50 sheets A printable paper + 50 sheets B adhesive film)

Transfer type: water transfer

Suitable printer: inkjet printer

FEATURES

1. Skin-Friendly
2. Temporary and removable
3. Safe and painless
4. Variety of designs
5. Print white part
6. Image is more vivid
7. Easy to apply



APPLICATION



PROCESS



LASER PRINTABLE TATTOO PAPER



Size: A4 /A3/8.5"X11"/11"X17"

Packing:50 Sets/bag

(50 sheets A printable paper + 50 sheets B adhesive film)

Transfer type: water transfer

Suitable printer: laser printer

FEATURES

1. Skin-Friendly
2. Temporary and removable
3. Safe and painless
4. Variety of designs
5. Easy to apply

APPLICATION



LASER PRINTABLE GOLD TATTOO PAPER



Size: A4 /A3/8.5"X11"/11"X17"

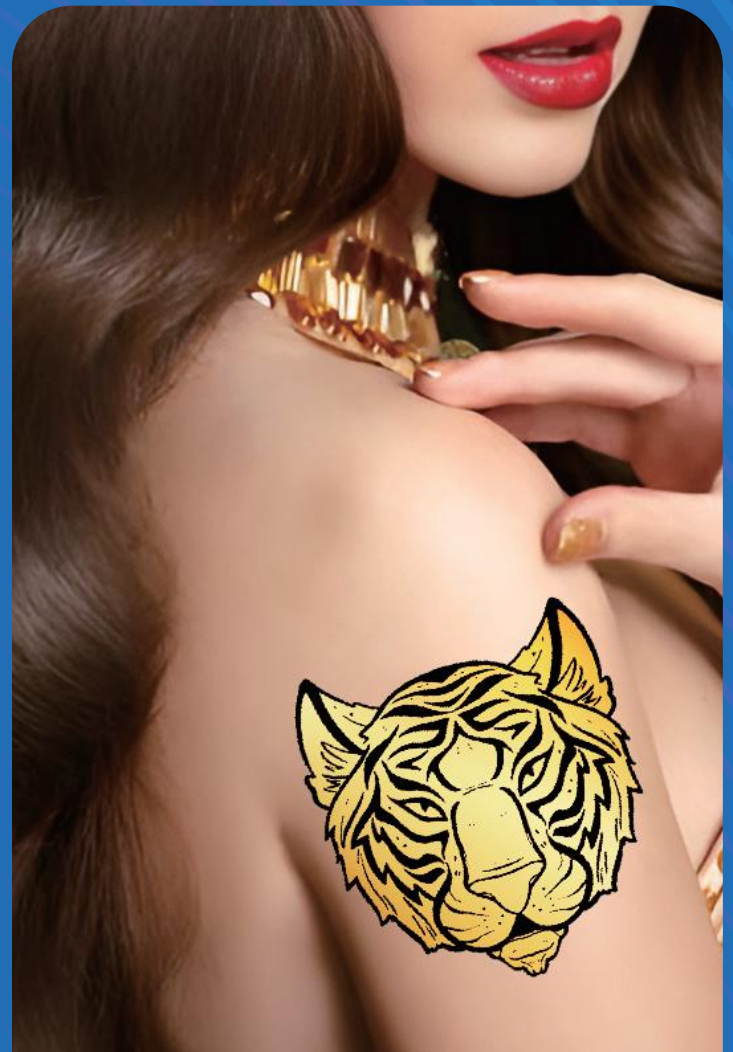
Packing:50 Sets/bag

(50 sheets A printable paper + 50 sheets B adhesive film)

Transfer type: water transfer

Suitable printer: laser printer

/// APPLICATION



FEATURES

1. Skin-Friendly
2. Temporary and removable
3. Safe and painless
4. Variety of designs
5. Metallic shine
6. Easy to apply

LASER PRINTABLE SILVER TATTOO PAPER



Size: A4 /A3/8.5"X11"/11"X17"

Packing:50 Sets/bag

(50 sheets A printable paper + 50 sheets B adhesive film)

Transfer type: water transfer

Suitable printer: laser printer


FEATURES

1. Skin-Friendly
2. Temporary and removable
3. Safe and painless
4. Variety of designs
5. Metallic shine
6. Easy to apply

APPLICATION



LASER PRINTABLE GLOW IN DARK TATTOO PAPER



Size: A4 /A3/8.5"X11"/11"X17"

Packing:50 Sets/bag

(50 sheets A printable paper + 50 sheets B adhesive film)

Transfer type: water transfer

Suitable printer: laser printer

/// APPLICATION



FEATURES

1. Skin-Friendly
2. Temporary and removable
3. Safe and painless
4. Variety of designs
5. Glow in dark
6. Easy to apply

LASER PRINTABLE WHITE TATTOO PAPER

Size: A4 /A3/8.5"X11"/11"X17"

Packing:50 Sets/bag

(50 sheets A printable paper + 50 sheets B adhesive film)

Transfer type: water transfer

Suitable printer: laser printer

FEATURES

1. Skin-Friendly
2. Temporary and removable
3. Safe and painless
4. Variety of designs
5. Print white part
6. Image is more vivid
7. Easy to apply



APPLICATION

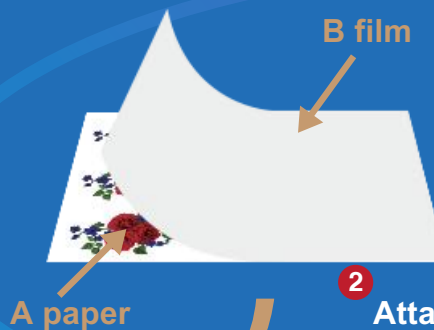


PROCESS



1 Mirror Print

Print the image with laser printer in mirror mode



2 Attach B film to A paper

4 Cut out a pattern with scissors



3 Use a scraper to scrape out the air bubbles.



5 Remove the clear film



7 Slide out the back film.



6 Attach the image on the skin, wet and press



8 Done

